

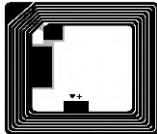


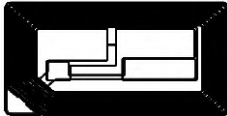
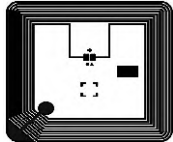
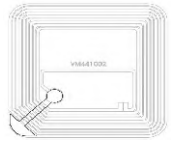









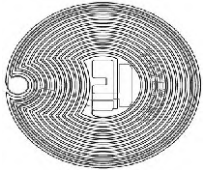
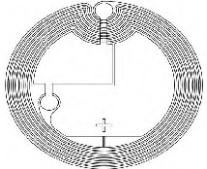
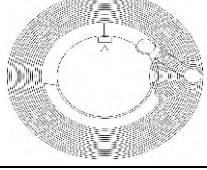
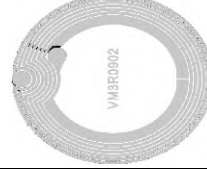

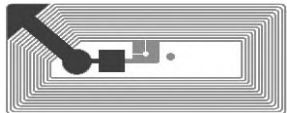



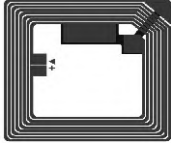
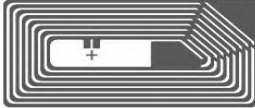

Dongguan OSRFID Technology Co., Ltd.

### HF Product List-Antenna Spec





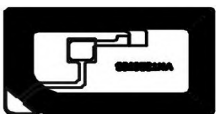







Web.: [www.osrfidglobal.com](http://www.osrfidglobal.com) Email: [inquiry@osrfid.com](mailto:inquiry@osrfid.com) Tel: +86 755 8487 9480

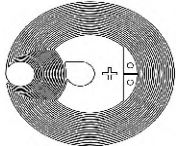
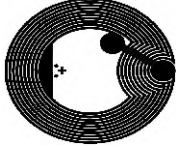
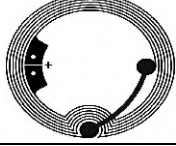

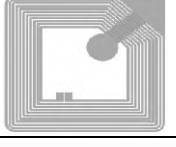





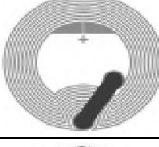
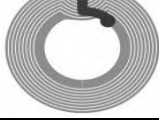

HF - F08				
Item	Chip	Antenna Size (L*W)	Antenna Shape	Remarks
1	F08	15*15		
2	F08	26*11		
3	F08	32*32		
4	F08	32*32		
5	F08	37*22		
6	F08	38*22		
7	F08	40*40		
8	F08	45*45		
9	F08	52*15		
10	F08	52*15		
11	F08	76*45		


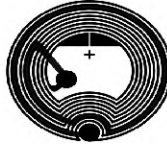

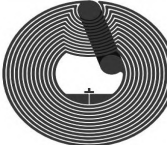
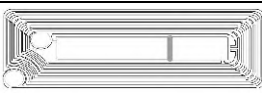

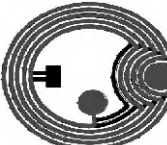

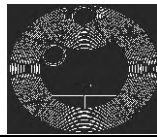
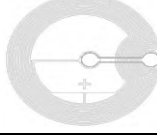


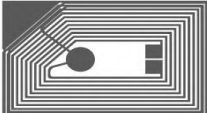
12	F08	Φ15		
13	F08	Φ20		
14	F08	Φ22		
15	F08	Φ25		
16	F08	Φ27		
17	F08	Φ27		
18	F08	Φ30		
19	F08	Φ34		
20	F08	Φ40		
21	F08	32*15		

22	F08	45*45		
23	F08	32*32		
24	F08	9*18		
25	F08	27*32		




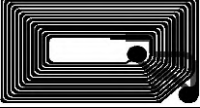

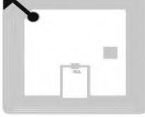






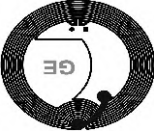
## HF - NTAG


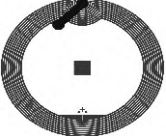













Item	Chip	Antenna Size (L*W)	Antenna Shape	Remarks
1	NTAG	15*15		
2	NTAG	8*18		
3	NTAG	26*11		
4	NTAG	34*34		
5	NTAG	37*22		
6	NTAG	40*40		
7	NTAG	52*15		
8	NTAG	76*45		
9	NTAG	Φ15		
10	NTAG	Φ19		
11	NTAG	Φ21		
12	NTAG	Φ22		

13	NTAG	Φ23		
14	NTAG	Φ25		
15	NTAG	Φ35		
16	NTAG	Φ58		
17	NTAG	18*18		
18	NTAG	52*15		
19	NTAG	Φ30		
20	NTAG	Φ40		
21	NTAG	Φ82		
22	NTAG	76*45		
23	NTAG	Φ25		
24	NTAG	Φ30		
25	NTAG	50*15.5		

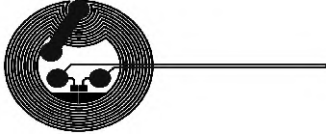
26	NTAG	$\Phi 15$		
27	NTAG	$\Phi 20$		
28	NTAG	$\Phi 22$		
29	NTAG	$\Phi 19$		
30	NTAG	34*12		
31	NTAG	45*45		
32	NTAG	$\Phi 18$		
33	NTAG	$\Phi 20$		
34	NTAG	$\Phi 22$		
35	NTAG	$\Phi 27$		
36	NTAG	$\Phi 89.25$		
37	NTAG	54*24		
38	NTAG	18*12		

## HF – ICODE

Item	Chip	Antenna Size (L*W)	Antenna Shape	Remarks
1	ICODE	15*15		
2	ICODE	26*11		
3	ICODE	32*14		
4	ICODE	34*22		
5	ICODE	37*22		
6	ICODE	45*45		
7	ICODE	45*45		
8	ICODE	76*45		
9	ICODE	52*15		
10	ICODE	Φ22		
11	ICODE	Φ25		
12	ICODE	Φ33		
13	ICODE	Φ33		

14	ICODE	Φ34		
15	ICODE	Φ39		
16	ICODE	Φ40		
17	ICODE	10*60		
18	ICODE	Φ27		
19	ICODE	Φ35		
20	ICODE	18*9		
21	ICODE	52*15		
22	ICODE	90*12		
23	ICODE	Φ40		
24	ICODE	Φ57		
25	ICODE	Φ70		
26	ICODE	76*45		
27	ICODE	Φ20		
28	ICODE	Φ28*24		



<b>NTAG213TT</b>				
1	NTAG213TT	$\Phi 21.05$		
<b>SIC43NT</b>				
1	SIC43NT	$\Phi 19$	